

# K200 SPECIFICATIONS



## CONFIGURATION

6 X 4	standard
8 X 4, 8 X 6, 10 X 6	optional

## GCM

NOMINAL 97 TONNE LIMIT AND UP TO 250T BASED ON APPLICATION AND CONFIGURATION\*  
\* Higher GCM ratings available subject to Application and Engineering approval.

## CAB

2.3M FLAT ROOF SLEEPER	standard
1.7M DAY CAB / 2.3M AND 2.8M AERO ROOF SLEEPER	optional

## SUSPENSION

FRONT - TAPER LEAF, MULTI LEAF / REAR - AIRBAG, MECHANICAL

## TRANSMISSION

MANUAL & AUTOMATED MANUAL TRANSMISSION (AMT)

## FRONT FRAME HEIGHT (F.F.H) mm

Front Spring	Tyres			
	11R22.5 R251	275/70 R22.5 R294	295/80 R22.5 R150-II	305/70 R22.5 R227
6.5T Multi	1106	1063	1108	1082
7.2T Multi	1103	1060	1137	1111
7.2T Taper	1087	1044	1064	1038
11.7T Taper	1106	1063	1108	1082
12T Taper	1093	1050	1094	1068

## REAR FRAME HEIGHT (R.F.H) mm

Rear Suspension	Tyres		
	11R22.5 M766	275/70 R22.5 M749 ECOPIA	305/70 R22.5 R227
Airglide 400	1026	1023	996
Airglide 460	1064	1061	1034
KW6-60A (KW6-60A 21T Low Profile)	1115	1112	1085
	1089	1086	1059
Neway AD246/10	1050	1047	1020

## EXHAUST OPTIONS

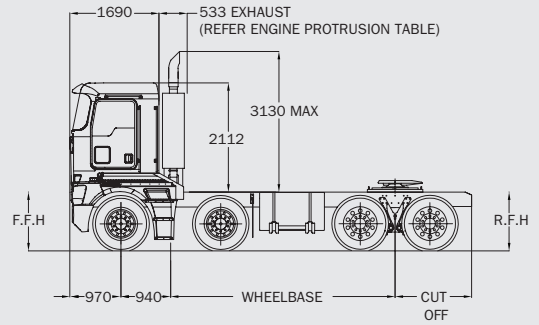
K200	Projection mm		
	1.7m	2.3m	2.8m
Post Mounted EGP	533	515	506 (6x4, 8x6 Only)
K200	Ground Discharge		
	1.7m	2.3m	2.8m
In Chassis EGP	Twin Steer	Twin Steer*	Twin Steer*
Outside of Rail EGP	NA	PBS**	NA

\* Available for single steer (considered upon request) - DEF tank options are restricted.

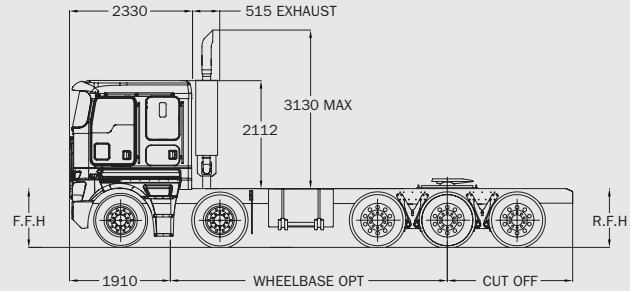
\*\*PBS Spec - 4050mm wheelbase (extended wheelbase considered upon request).

Make	Model	Projection mm
		1.7m Cab
Cummins	X15	500

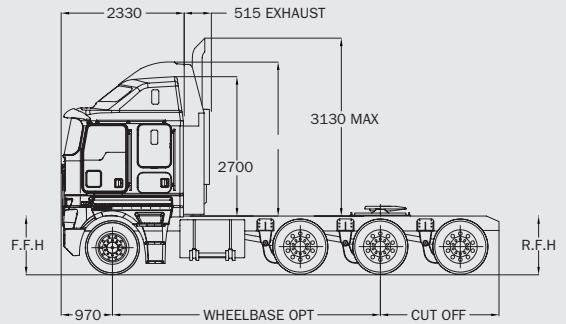
## 1.7M DAY CAB



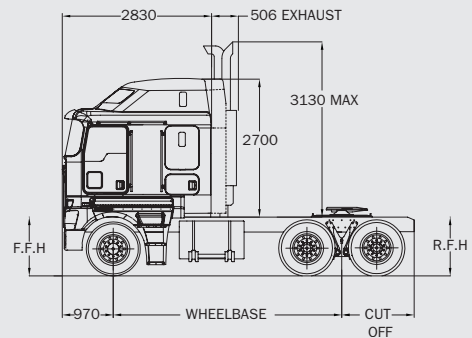
## 2.3M FLAT ROOF SLEEPER



## 2.3M AERO ROOF SLEEPER



## 2.8M AERO ROOF SLEEPER



## IMPORTANT NOTES

All frame height dimensions are to the top of the frame using 270mm rails.

For illustration purposes different configurations have been used.

Variations will occur due to tare weight differences caused by optional equipment and fuel. Variations of +/- 25mm can be expected on heavy duty trucks.

Heights have been calculated with the tyre in an unladen condition and unless specified Bridgestone tyres have been used in the calculations, variations will be caused by different tyre manufacturers.

Twin steer 2.8m sleeper only available with in-chassis EGP with ground discharge.

For a wide range of options, contact your Kenworth Dealer.

X15 CUMMINS ENGINE	
X15 - 485 HP / 1650 LB-FT TORQUE	standard
X15 - 485 HP - 600 HP / 1850 LB-FT TORQUE	optional
X15 - 600 HP / 2050 LB-FT TORQUE	optional
KITS	
FUEL HAUL & GAS HAUL	optional
EXHAUST	
EGP POST MOUNTED RIGHT HAND SIDE	standard
EGP POST MOUNTED LEFT HAND SIDE	optional
EGP IN CHASSIS GROUND DISCHARGE	optional
EGP OUTSIDE RAIL RHR GROUND DISCHARGE	optional
200L RECTANGULAR UREA TANK	standard
100L 625MM DIA UREA TANK (TWIN STEER ONLY)	optional
150L RECTANGULAR UREA TANK	optional
170L 625MM DIA UREA TANK (TWIN STEER ONLY)	optional
300L 625MM DIA UREA TANK (TWIN STEER ONLY)	optional
AIR CLEANER	
DONALDSON 2501 GANTRY MOUNTED AIR CLEANER	standard
DONALDSON 2501 ENGINE MOUNTED AIR CLEANER	optional
DUAL 356MM CYCLOPAC POST MOUNTED AIR CLEANER	optional
TRANSMISSION - MANUAL	
EATON RTLO18918B 18 SPEED, 1850 LB-FT TORQUE	standard
EATON RTLO20918B 18 SPEED, 2050 LB-FT TORQUE	optional
EATON RTLO22918B 18 SPEED, 2250 LB-FT TORQUE	optional
TRANSMISSION – AUTOMATED MANUAL TRANSMISSION (AMT)	
ULTRASHIFT PLUS FO-18E318B-MXP 18 SPEED, 1850 LB-FT TORQUE	optional
ULTRASHIFT PLUS FO-20E318B-MXP 18 SPEED, 2050 LB-FT TORQUE	optional
ULTRASHIFT PLUS FO-22E318B-MXP 18 SPEED, 2250 LB-FT TORQUE	optional
FRONT AXLE	
DANA E-1462I - 6.6T GAWR	standard
DANA D-2000F - 7.3T GAWR	optional
MERITOR MFS66-122 - 6.6T GAWR	optional
MERITOR MFS73 - 7.3T GAWR	optional
MERITOR TWIN STEER MFS66-122 - 12T GAWR	optional

REAR AXLE	
DANA DSH40P - 18.1T GAWR	optional
DANA D46-170 - 20.9T GAWR	standard
DANA D50-170 - 22.7T GAWR	optional
DANA D52-190 - 23.6T GAWR	optional
DANA D52-190 WITH LAZY - 23.6T GAWR	optional
MERITOR RT40-145 - 18.1T GAWR	optional
MERITOR RT46-160 - 20.9T GAWR	optional
MERITOR RT50-160 - 22.7T GAWR	optional
MERITOR RT52-185 - 23.6T GAWR	optional
MERITOR RT52-185 WITH LAZY - 23.6T GAWR	optional
MERITOR RZ78-188 - 29.5T GAWR	optional
SISU FR2P-32 - 32T GAWR	optional
SISU FR3P-48 - 48T GAWR	optional
REAR SUSPENSION	
KENWORTH AIRGLIDE 400 - 18.1T GAWR	standard
KENWORTH AIRGLIDE 460 - 20.9T GAWR	optional
KENWORTH KW6-60A - 18.5T OR 21T GAWR	optional
NEWAY AD246/10 - 20.8T GAWR	optional
NEWAY AD369/10 - 31.2T GAWR	optional
BRAKES	
DRUM	standard
DISC	optional
SAFETY SYSTEMS	
ABS - ANTILOCK BRAKING SYSTEM	standard
DTC - DRAG TORQUE CONTROL	standard
ATC - AUTOMATIC TRACTION CONTROL	standard
HSA - HILL START ASSIST*	optional
ACB - ACTIVE CRUISE BRAKING	optional
TRM - TRAILER RESPONSE MANAGEMENT	optional
ESP - ELECTRONIC STABILITY PROGRAM	optional
CMS - COLLISION MITIGATION WITH AEB	optional
LDW - LANE DEPARTURE WARNING	optional
*Only available with Eaton UltraShift® PLUS Automated Transmission.	
WHEELS	
ALLOY 10 STUD	standard
FUEL TANKS	
RANGE OF PACKAGES AVAILABLE	
PAINT	
SINGLE COLOUR TO CAB	standard
UP TO 3 COLOURS 6 BREAKS	optional

Australian Kenworths are purpose-built. Each truck designed and manufactured for its intended task and to individual customer requirements. For a wide range of customised options contact your local Kenworth Dealer or go to [www.kenworth.com.au](http://www.kenworth.com.au)

PACCAR Australia Pty Ltd,  
64 Canterbury Road,  
Bayswater, Victoria 3153  
Phone (03) 9721 1500



K200 SP 1218



AUSTRALIAN MADE. WORLD'S BEST.