

Welcome to our Business Class interior, designed to deliver maximum driver confidence, with comfort and control in perfect harmony.



## NATIONWIDE SUPPORT NETWORK

### NORTH ISLAND PARTS AND SERVICE DEALERS

**Whangarei**  
Commercial Diesel  
(09) 438 6915

**Auckland**  
Southpac Trucks Ltd Parts  
(09) 263 7710

**Auckland**  
Southpac Trucks Ltd Service  
(09) 262 4644

**Hamilton**  
Diesel & Machinery Services  
(07) 847 9955

**Mt Maunganui**  
Truckline Services  
(07) 575 3883

**Rotorua**  
Southpac Trucks Ltd  
(07) 345 9761

**Gisborne**  
Total Parts & Service  
(06) 867 0707

**Taupo**  
Taupo Diesel Solutions  
(07) 377 4324

**New Plymouth**  
Mccurdy Engineering  
(06) 769 6506

**Napier**  
Eastern Truck & Marine  
(06) 843 0400

**Wanganui**  
Emmetts Service Centre  
(06) 344 5055

**Palmerston North**  
Emmetts Service Centre  
(06) 354 2691

**Masteron**  
Fagan Trucks  
(06) 378 6159

**Wellington**  
Goughs Wellington  
(04) 569 1099



### SOUTH ISLAND PARTS AND SERVICE DEALERS

**Nelson**  
Commercial Vehicle Centre  
(03) 546 4605

**Blenheim**  
Transmar Services  
(03) 577 6605

**Christchurch**  
Southpac Trucks Ltd  
(03) 344 0252

**Christchurch**  
Heavy Diesel Parts & Services  
(03) 349 2009

**Timaru**  
Heavy Diesel Parts & Services  
(03) 686 6663

**Dunedin**  
Dunedin Truck Services Ltd  
(03) 479 0150

**Gore**  
Transport Repairs Gore  
(03) 208 1618

**Invercargill**  
Transport Repairs Invercargill  
(03) 208 1618



24 HOUR ASSIST 0508 225 577



**T359**  
DEFINING TOMORROW

### COMFORT AND CONTROL

Classic styling has been teamed with the highest standards of quality and safety in our cab design.

The large one-piece curved windscreen offers a commanding view of the road ahead with excellent all round visibility.

An unobstructed view of gauges and easy access to vital switches and controls are provided by the cleverly designed wrap around dash, enhancing driver comfort and minimising fatigue.

Convenient storage, contemporary trim, privacy curtain, a range of seat options and "Smart Wheel" fingertip access for engine brake and cruise functions, all deliver further driver confidence, comfort and control.



**IMPORTANT:** The vehicles shown in this brochure are for illustrative purposes only and may include some non-standard optional equipment. All weights and measurements should be regarded as approximate only. For full details contact your Kenworth Dealer. In the interests of product improvement, Kenworth reserves the right to change these specifications without prior notice.



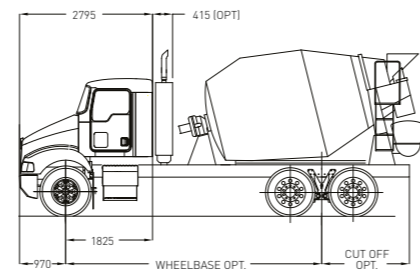
T359-0214

AUSTRALIAN MADE. WORLD'S BEST.

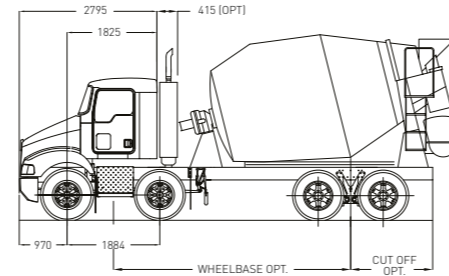
# DEFINING APPLICATION AND PRODUCTIVITY



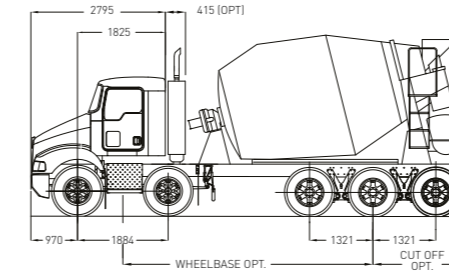
T359A DAY CAB 6x4



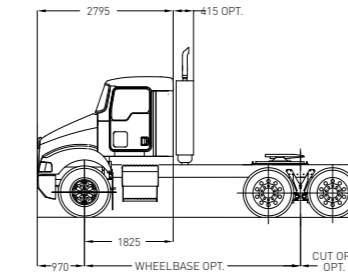
T359A DAY CAB 8x4



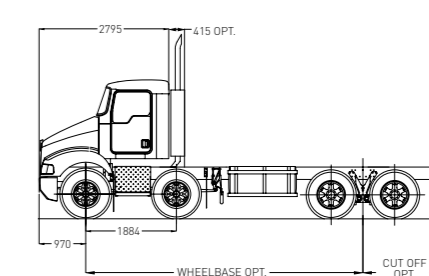
T359A DAY CAB 10x4



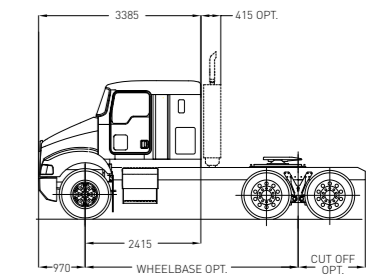
T359 DAY CAB



T359 DAY CAB 8x4



T359 28" SLEEPER



## MAIN SPECIFICATIONS AND OPTIONS - AGITATOR CONFIGURATION

### CONFIGURATION

- 6X4 **standard**
- 8X4 **optional**
- 10X4 **optional**

### ENGINE

- ISLe5 280HP @ 778LBFT TORQUE - SCR **standard**
- ISLe5 320HP @ 996LBFT TORQUE - SCR **optional**
- ISLe5 340HP @ 1106LBFT TORQUE - SCR **optional**
- ISLe5 360HP @ 1180LBFT TORQUE - SCR **optional**
- ISLe5 380HP @ 1254LBFT TORQUE - SCR **optional**

### EXHAUST

- EGP POST MOUNTED LEFT HAND SIDE BEHIND CAB **standard**

### AIR CLEANER

- DONALDSON PLASTIC AIR CLEANER MOUNTED UNDER HOOD **standard**

### TRANSMISSION

- ALLISON MD3500P **standard**
- EATON RTO11909A-ALL **optional**
- ALLISON MD3200P **optional**
- FO-14318B-MXP **optional**
- FO-14E309ALL-VMS **optional**

### FRONT AXLE

- DANA E-1462I **standard**
- DANA E-1332I TWIN STEER (8X4 & 10X4 ONLY) **optional**
- MERITOR FG941 **optional**

### REAR AXLE

- DANA DSH40P **standard**
- DANA TANDEM WITH LAZY AXLE **optional**

### REAR SUSPENSION

- KENWORTH AIRGLIDE 400 **standard**
- KENWORTH AIRGLIDE 600 (10X4 ONLY) **optional**
- HENDRICKSON HN402 **optional**

### BRAKES

- DRUM **standard**

### WHEELS

- ALCOA 10 STUD **standard**
- STEEL **optional**

### FUEL TANKS

- 150L 625MM DIA RIGHT HAND FORWARD **standard**
- 260L 625MM DIA RIGHT HAND FORWARD **optional**
- 70L ADBLUE UREA TANK LEFT HAND REAR **standard**
- 70L ADBLUE UREA TANK RIGHT HAND REAR **optional**
- 180L 625MM DIA RIGHT HAND REAR (TWIN STEER) **optional**
- 260L 625MM DIA RIGHT HAND REAR (TWIN STEER) **optional**
- 180L 625MM DIA LEFT HAND REAR (TWIN STEER) **optional**
- 260L 625MM DIA LEFT HAND REAR (TWIN STEER) **optional**

### PAINT

- SINGLE COLOUR TO CAB **standard**

### GCM

- 23.5 TONNE LIMIT-6X4
- 28.5 TONNE LIMIT-8X4
- 33 TONNE LIMIT-10X4

## MAIN SPECIFICATIONS AND OPTIONS - STANDARD CONFIGURATION

### CONFIGURATION

- 6X4 **standard**
- 4X2 **optional**
- 8X4 **optional**

### ISLe5 ENGINE

- ISLe5 280HP @ 778LBFT TORQUE - SCR **standard**
- ISLe5 320HP @ 996LBFT TORQUE - SCR **optional**
- ISLe5 340HP @ 1106LBFT TORQUE - SCR **optional**
- ISLe5 360HP @ 1180LBFT TORQUE - SCR **optional**
- ISLe5 380HP @ 1254LBFT TORQUE - SCR **optional**

### ISMe5 ENGINE

- ISMe5 434HP @ 1534LBFT TORQUE - SCR **optional**

### EXHAUST

- EGP MOUNTED UNDER CHASSIS **standard**
- EGP POST MOUNTED LEFT HAND SIDE BEHIND CAB **optional**
- EGP MOUNTED RIGHT HAND SIDE OUTSIDE OF CHASSIS FOR ISMe5 **optional**

### AIR CLEANER

- DONALDSON PLASTIC AIR CLEANER MOUNTED UNDER HOOD **standard**
- DONALDSON 2504 AIR CLEANER ENGINE MOUNTED (FOR ISMe5) **optional**

### TRANSMISSION

- EATON FR9210B **standard**
- ISLe5
- EATON RTO1919A-ALL **optional**
- EATON FRO12210C **optional**
- EATON RTL012913A **optional**
- EATON RTL014918B **optional**
- EATON FO-14E318B-MXP **optional**
- ALLISON AUTOMATIC MD3500PR/MD3200P **optional**
- ISMe5
- FO-14E310C-LAS ULTRASHIFT PLUS **optional**
- EATON RTL016913A **optional**

### FRONT AXLE

- DANA E-1462I **standard**
- DANA TWIN STEER/DUAL E-1322I **optional**
- MERITOR FG941 **optional**
- MERITOR TWIN STEER/DUAL FG941 **optional**

### REAR AXLE

- DANA DSH40P **standard**
- DANA S23-170 single **optional**
- DANA D46-170 **optional**
- MERITOR RT40-145 **optional**
- MERITOR RT46-160 **optional**

### REAR SUSPENSION

- KENWORTH AIRGLIDE 400 **standard**
- KENWORTH AIRGLIDE 460 **optional**
- HENDRICKSON HN402 **optional**

### BRAKES

- DRUM **standard**
- DISC **optional**

### WHEELS

- STEEL DISC 10 STUD **standard**
- ALCOA 10 STUD **optional**
- STEEL **optional**

### SLEEPER

- 28" IT **optional**
- 36" RECESSED BACK MID ROOF **optional**

### FUEL TANKS

- 260L 625MM DIA RIGHT HAND FORWARD **standard**
- 70L ADBLUE UREA TANK RIGHT HAND REAR **standard**
- RANGE OF ISLe5 TANK PACKAGES TO SUIT **optional**
- RANGE OF ISMe5 TANK PACKAGES TO SUIT **optional**

### PAINT

- SINGLE COLOUR TO CAB **standard**

### KITS

- FUEL HAUL & GAS HAUL **optional**

### GCM

- 40 TONNE LIMIT - ISLe5\*
- 50 TONNE LIMIT - ISMe5\*

\*higher rating subject to application approval

## PURPOSE BUILT TO INDUSTRY SPECIFICATIONS

With its tight turning circle, short bumper to back of cab measurement, carrying capacity and range of axle configurations, Kenworth's T359 defines the perfect solution for many applications.

For metropolitan applications, including Agitators, the availability of Electronic Stability Program (ESP) in the full suite of Kenworth's optional Electronic Brake Safety Systems (EBSS) is of particular relevance in minimising the possibility of a roll over in adverse conditions.

Available in 4x2, 6x4, 8x4, and 10x4 configurations and a broad range of transmissions, the T359 delivers Kenworth's renowned reliability, durability and productivity.

## APPLICATION AND PRODUCTIVITY

The T359 is purpose built to take on specific metro and intrastate applications with the productivity and attention to detail that you expect from Kenworth. The T359 model is versatile enough to accommodate a prime mover, rigid truck, agitator, and car carrier specifications, each one an ideal solution for the task at hand.

For example the concrete distribution industry demands a unique breed of vehicle. One that's able to handle maximum payloads in tough conditions, while working in heavy traffic, built up areas and on congested construction sites.

The T359A is purpose built to these industry specifications and is available in 6x4, 8x4 and 10x4 for bowl sizes up to 9m<sup>3</sup>.

With its short BBC, manoeuvrability, low tare weight, visibility and minimal overall length, it is perfect for high volume urban concrete applications where it can deliver maximum loads and maximum productivity.